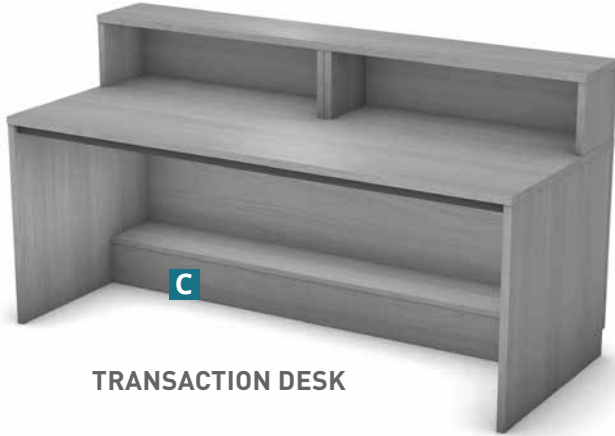


Transaction Desk System

Tables & Desks

This desk system establishes a welcoming presence while reinforcing appropriate boundaries. Optional transaction counters and storage add functional space above and below the worksurface.



TRANSACTION DESK

WORKSURFACES (DESK AND COUNTER)

- 1" thick
- HPL (standard)
- TFL
- Rectangle, squared corners
- 1.25" high metal support rail under worksurface

CASE

- 1" thick end panels
- 3/4" thick back panels, toe kick, doors and shelves
- TFL only

DOORS & PULLS


- Keyed-alike cylinder lock, chrome
- 120° European hinge
- 128mm Arch pull

ADDITIONAL FEATURES


- A** Concealed casters
- B** 75 lb. shelf capacity
- C** Built in foot rest and storage stop

SHIPPING

- Subassemblies ship assembled
- Final assembly field installed
- Sleeve connectors included



CORNER FILLER



UNDER DESK STORAGE

TRANSACTION DESK

		Outside	Inside	
			Straight	Corner
Width	Roll-in	23"	21.3"	-
	Counter	36"	33.9"	-
	Counter	48"	45.9"	-
	Desk	48"	45.9"	-
	Desk	60"	57.9"	-
	Desk	72"	69.9"	-
Depth	Desk	84"	81.9"	-
	Counter	10"	9"	6.2"
	Roll-in	20"	18"	-
Height	Desk	30"	20"	-
	Counter	29"	26"	-
	Counter	10"	9"	9"
	Desk	26"	20"	-
Desk	29"	26"	-	

BOOK RETURN

	Outside	Straight
	Width	36"
Depth	30"	19.875"
Height	29"	26.25"

BOOK DROP CART

	Outside	Straight
	Width	32.5"
Depth	20"	18.375"
Height	20"	12.5"

DRAWER

	Box Inside	File Inside	Lateral Inside
	Width	12.12"	12.12"
Depth	16.25"	16.25"	16.9"
Height	4"	9.5"	9.3"
Weight Capacity: 30 lbs per drawer			